

REVISIONS		
LTR	DESCRIPTION	DATE
B	ECD-07-009206	04/23/2007




NOTES:

1. EACH LINE ITEM SHALL BE PACKAGED AND LABELED IN INDIVIDUAL VIAL KIT.
2. ALL DIMENSIONS SHOWN ARE FOR REFERENCE ONLY.

ITEM	PART NUMBER	DESCRIPTION	QTY
1	HRM/02-4402-1	DATA BUS SEGMENT #8 PIN	2
2	HRM/02-4402-2	DATA BUS SEGMENT #8 SOCKET	2
3	HRM/02-4402-3	DATA BUS JUMPER SEGMENT	2
4	HRM/02-4402-4	DATA BUS DIRECT COUPLER SEGMENT	1
5	HRM/02-4402-5	DATA BUS TRANSFORMER COUPLER SEGMENT	1
6	HRM/02-4402-6	DATA BUS SEGMENT TERMINATOR	1
7	HRM/02-4401-11	DATA BUS SEGMENT, PIN D-621	2
8	HRM/02-4401-12	DATA BUS SEGMENT, SOCKET D-621	2
9	DK-621-0411	TRIAxIAL CONNECTOR KIT	1
10	DK-621-0412	TRIAxIAL CONNECTOR KIT	1
11	DK-621-0433	TRIAxIAL CONNECTOR KIT	1
12	DK-621-0434	TRIAxIAL CONNECTOR KIT	1
13	DK-621-0435	TRIAxIAL CONNECTOR KIT	1
14	DK-621-0436	TRIAxIAL CONNECTOR KIT	1
15	DK-621-0437	TRIAxIAL CONNECTOR KIT	1
16	DK-621-0438	TRIAxIAL CONNECTOR KIT	1
17	DK-621-0439	TRIAxIAL CONNECTOR KIT	1
18	DK-621-0440	TRIAxIAL CONNECTOR KIT	1

If this document is printed it becomes uncontrolled. Check for the latest revision.

CUSTOMER DRAWING

UNLESS OTHERWISE SPECIFIED DIMENSIONS ARE INCHES. METRIC DIMENSIONS ARE IN BRACKETS. DECIMAL TOLERANCES .XXX ± 0.005 [0.13 mm] .XX ± 0.01 [0.25 mm] .X ± 0.1 [0.50 mm] ANGLE TOLERANCE .X ± 1 DEG.	DRAWN UNGUYEN	DATE 04/23/2007	 Tyco Electronics 305 Constitution Dr Menlo Park, CA 94025	 305 Constitution Dr Menlo Park, CA 94025
	RPN D95435-000	TITLE BDAR-BOX-DATABUSCOMP		
THIRD ANGLE PROJECTION 	SIZE B	CODE IDENT. NO. 06090	DWG. NO. MK-0020-105-DATABUS	SHEET 1 OF 1

© 2005-2007 Tyco Electronics Corporation. All rights reserved.

